

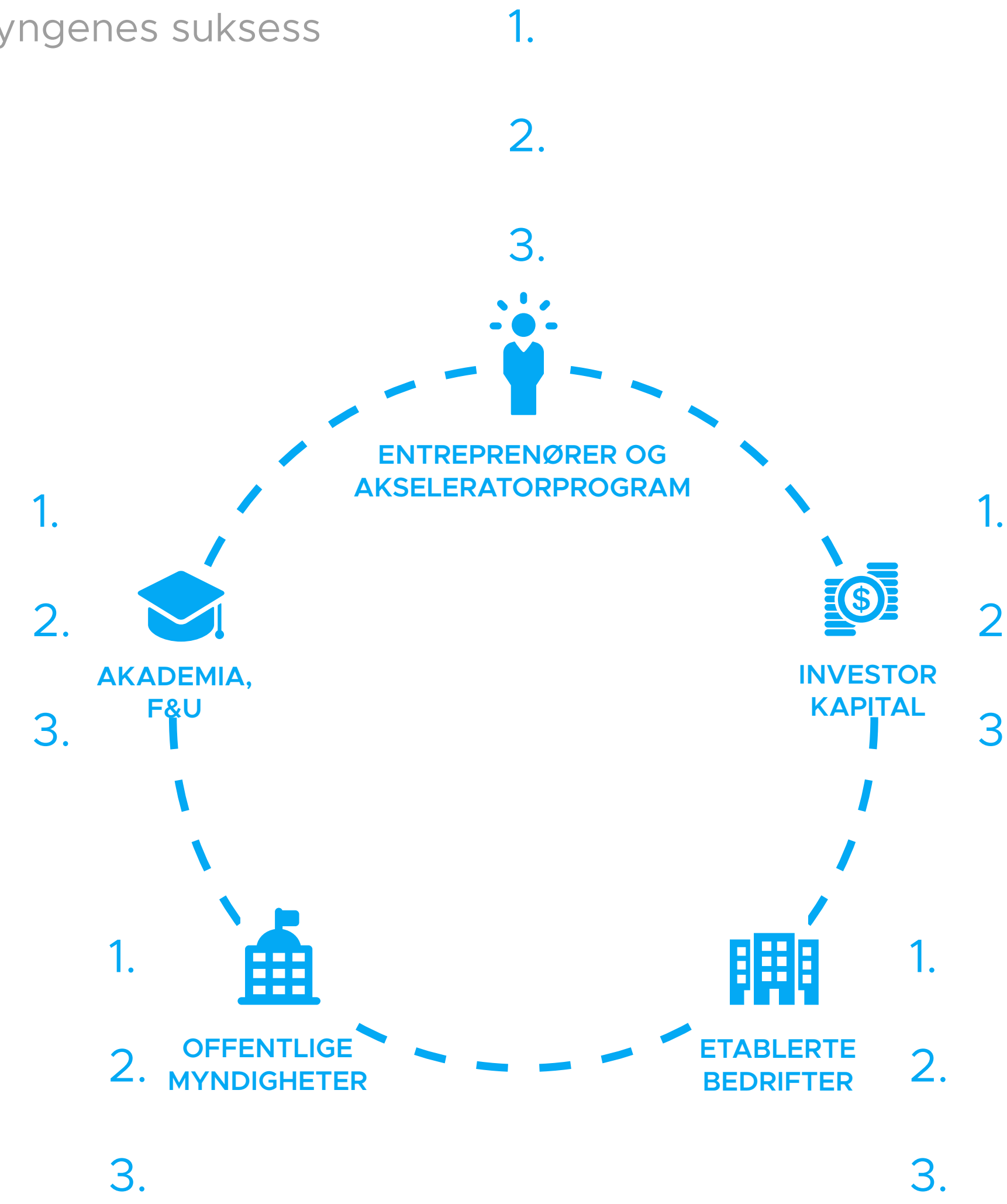
**SCENARIO:** \_\_\_\_\_

**REGION:** \_\_\_\_\_

**DATO:** \_\_\_\_\_

Hva er de viktigste aktørene for klyngenes suksess frem mot 2030?

- Energi
- Tunnel
- Smart City
- Offshore Vind
- Oppdrettsteknologi
- Andre klynger?



**NØKKEWORD**

Hvilke nøkkelord vil prege regionen frem mot 2030?

**REGIONENS ENDRINGSTAKT**

1 - 10 SKALA: \_\_\_\_\_

Hvilke endringer opplever regionen?

**HVA VIL SKJE DE NESTE 11 ÅR?**

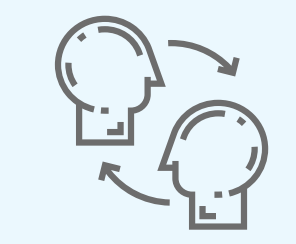
-

-

-

-

-



**INNBYGGERNES ØNSKER**

-

-

-




**MACRO-FORHOLD**

-

-

-



**TEKNOLOGITRENDER**

-

-

-

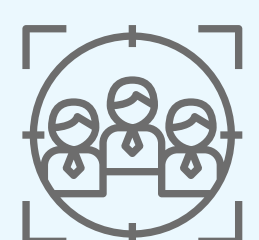
-

-

-

-

-



**NYE BEHOV HOS BEDRIFTENE**

-

-

-

-

-

-

-

-

**DISRUPTIVE TRENDER FOR REGIONEN**

-

-

-

-

-

**UTVIKLINGEN AV NÆRINGSLIVET MOT 2030**

-

-

-

-

-



**Scenariokart 1.0**



Get yours at [www.strategytools.io](http://www.strategytools.io)  
 Scenariokart by Christian Rangen is the intellectual property of Strategy Tools and is at your disposal under a Creative Commons Attribution-NonCommercial-NoDerivatives 4.0 International License.